



भारत सरकार | रक्षा मंत्रालय
GOVERNMENT OF INDIA | MINISTRY OF DEFENCE

रक्षा लेखा महानियंत्रक कार्यालय
OFFICE OF THE CONTROLLER GENERAL OF DEFENCE ACCOUNTS
प्रशिक्षण प्रभाग (Training Division)

Ulan Batar Road (उलान बटार रोड), Delhi Cantt - 110010
Ph: 011-25665597 | E-mail: trgdiv-brar.cgda@nic.in



No. TD/3498/iGoT/2026

Date: 29 January 2026

To,


All PCsDA/CsDA

Subject: Updation of iGOT Profiles of IDAS Officers to MDO "DAD" – reg.

Reference: This office letter no. TD/3498/iGoT/2026 dated 23.01.2026

NADFM Pune has been designated as **Ministry Department Organisation (MDO)** for all **IDAS Officers** and **Overall MDO (Admin)** for the Defence Accounts Department vide letter cited under reference.

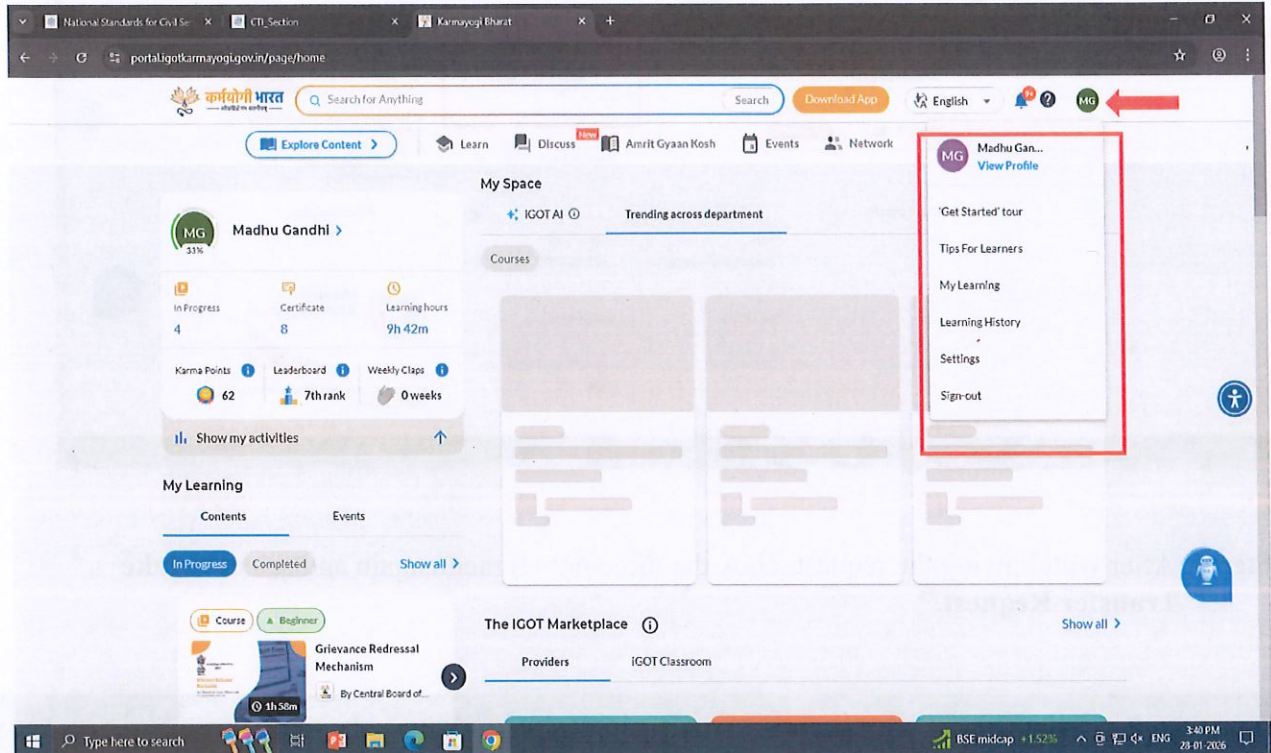
- It has been reported by NADFM Pune that the iGOT profiles of several IDAS Officers are presently mapped under their respective PCDA/CDA offices instead of the **Defence Accounts Department (MDO "DAD")**. As a result, NADFM Pune is unable to verify and administer the iGOT accounts of the IDAS Officers concerned.
- It is requested that all IDAS officers presently posted under respective organisations or under perform control of your organisation (including those on deputation), may be advised to **update their iGOT profiles from their currently registered PCDA/CDA to the Defence Accounts Department (MDO "DAD")**.
- A **step-by-step procedure along with screenshots** for migration of iGOT profiles has been prepared by NADFM Pune and is attached/hosted for guidance of all concerned.
- All IDAS Officers are advised to complete the updation of their iGOT profiles to MDO "DAD" **within the stipulated timeframe**, positively by **13th February 2026** for their timely compliance of iGOT Karmayogi training requirements.


29.01.2026
(Sandeep Lakhanpal)
Sr. ACGDA (Trg)

Steps to transfer out profile from registered MDO to Defence Accounts Department (DAD) as MDO on iGoT (For IDAS Officers only)

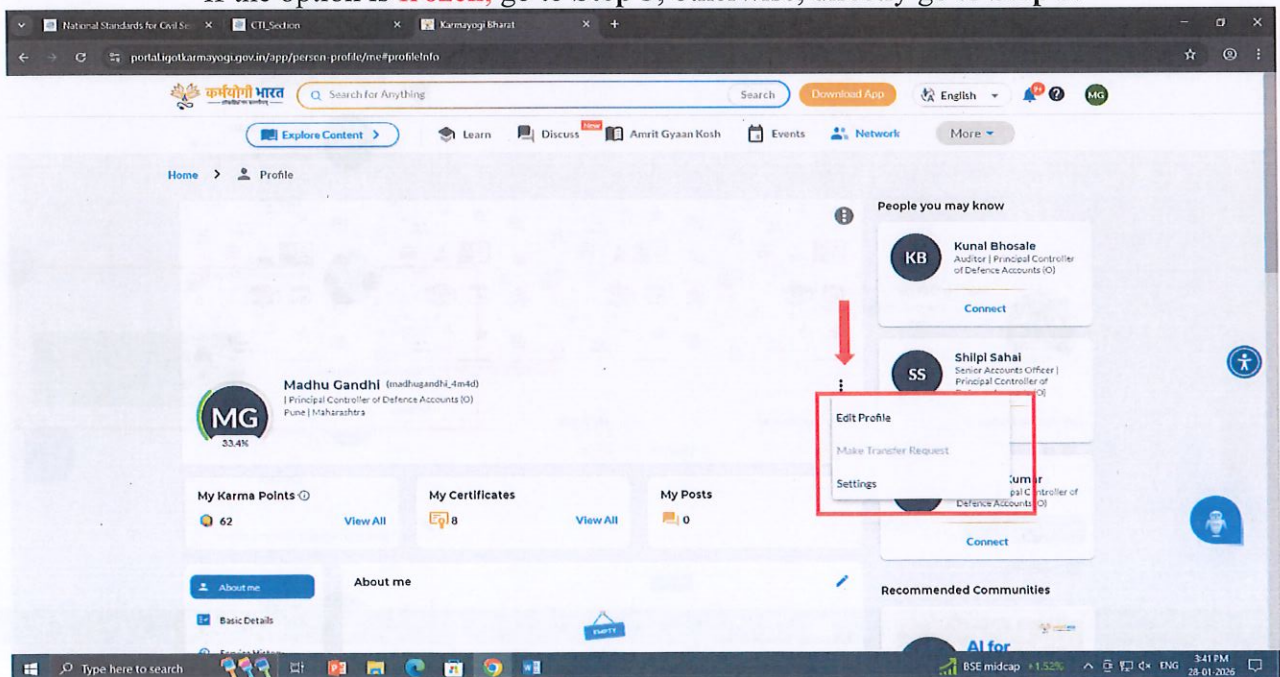
Note : Any pending request in respect of updation of profile must be withdrawn before transferring profile from one MDO to another.

Step 1: Log into the iGoT Portal, click on Profile (located at the top-right corner of the screen) and then click on 'View Profile'.

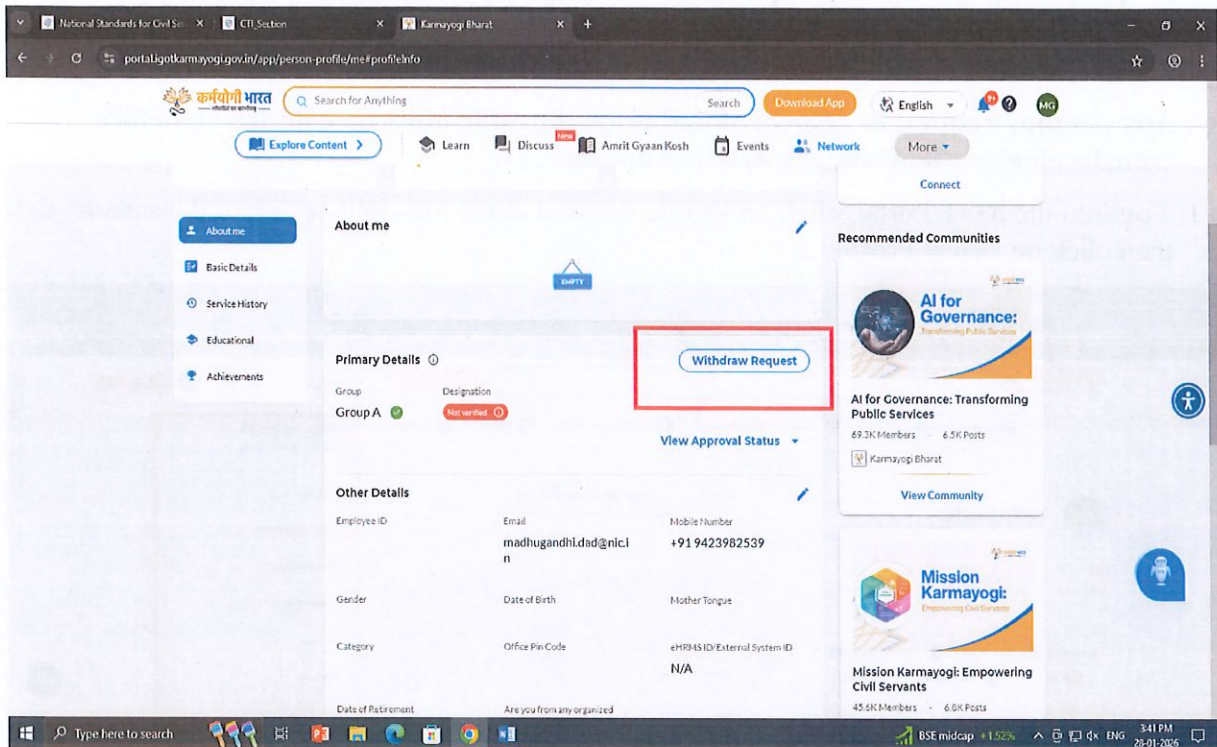


Step 2: Click on the **three-dot (:)** menu and select “Make Transfer Request.”

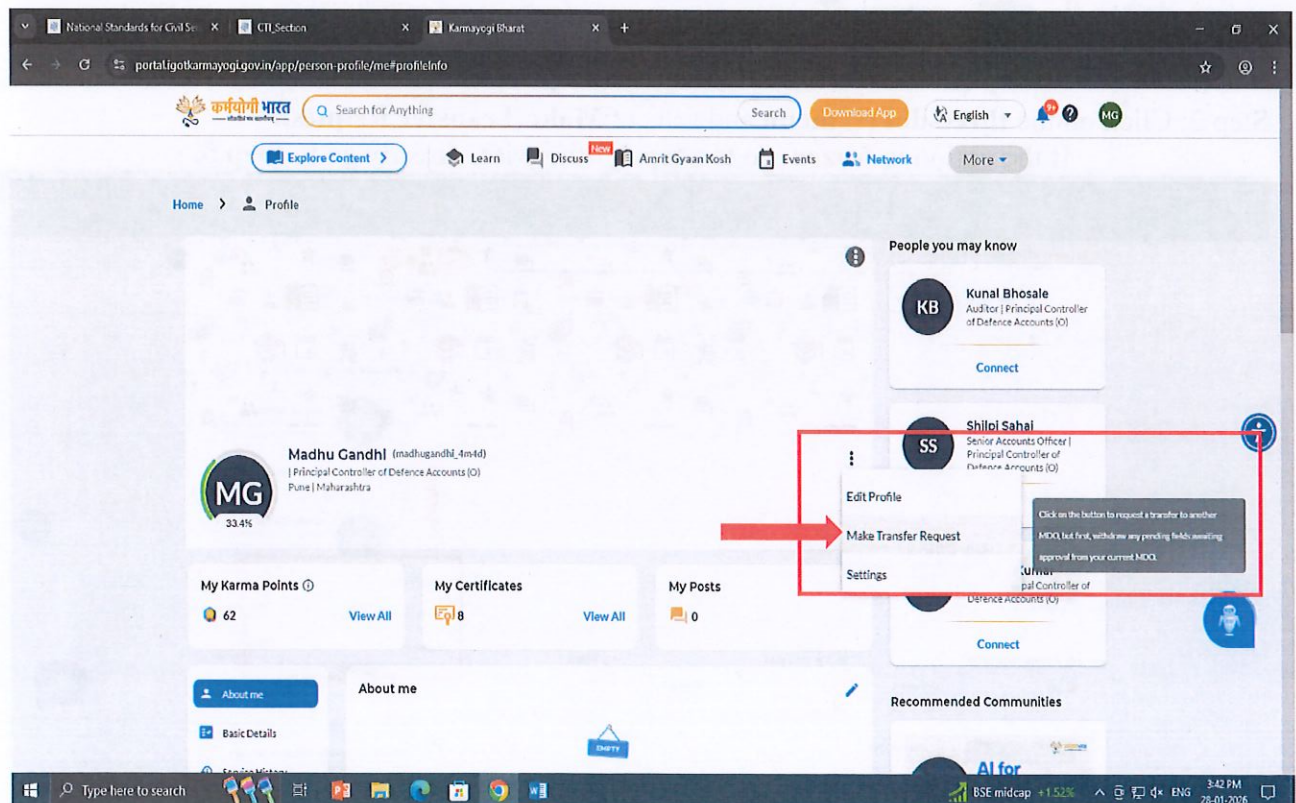
If the option is **frozen**, go to Step 3; otherwise, directly go to Step 5.



Step 3: Click on Withdraw Request and then click on 'Yes'



Step 4: After withdrawing the request, click the three-dot (:) menu again and select "Make Transfer Request."



Step 5: Choose the **Target Organisation** as “**Defence Accounts Department (DAD)**”, **Group** and **Designation** then Click on “**Submit Request**” to complete the process.

The screenshot displays the Karmayogi Bharat portal interface. A modal window titled "Select all the fields to make transfer request." is centered on the screen. The form within the modal includes the following fields:

- Current organization ***: Principal Controller of Defence Accounts (O)
- Target organization ***: Defence Accounts Department (DAD) (highlighted with a red box and a red arrow)
- Group ***: Group A (highlighted with a red arrow)
- Designation ***: Assistant Director (highlighted with a red arrow)

Below the form fields, there is a note: "If you make a transfer request, your profile will need verification again." At the bottom of the modal are two buttons: "Cancel" and "Submit request" (highlighted with a red arrow).

The background of the portal shows the user's profile for Madhu Gandhi, Principal Controller of Defence Accounts, Pune | Maharashtra. The profile includes a "My Karma Points" section showing 62 points and a "People you may know" section with recommendations for Kunal Bhosale, Shilpi Sahai, and Sanjeev Kumar.
